

REPORT ON REVIEW OF CONDENSED INTERIM FINANCIAL INFORMATION TO THE SHAREHOLDERS OF BANK E MILLIE AFGHAN**Introduction**

We have reviewed the accompanying condensed interim statement of financial position of **Bank-e-Millie Afghan** (the Bank) as at **29 Hoot 1401 (20 March 2023)**, and the related condensed interim statement of comprehensive income, changes in equity and cash flows for the three months then ended, and notes to the condensed interim financial information ('here-in-after referred to as the condensed interim financial information'). Management is responsible for the preparation and fair presentation of this condensed interim financial information in accordance with the requirement of the Law of Banking in Afghanistan and International Accounting Standards 34 "Interim Financial Reporting". Our responsibility is to express a conclusion on this condensed interim financial information based on our review.

Scope of Review

We conducted our review in accordance with International Standard on Review Engagements 2410, "Review of Interim Financial Information Performed by the Independent Auditor of the Entity". A review of condensed interim financial information consists of making inquiries, primarily of persons responsible for financial and accounting matters, and applying analytical and other review procedures. A review is substantially less in scope than an audit conducted in accordance with International Standards on Auditing and consequently does not enable us to obtain assurance that we would become aware of all significant matters that might be identified in an audit. Accordingly, we do not express an audit opinion.

Basis for Qualified Conclusion

- a) The Bank has investment in a wholly owned subsidiary "Afghan American Trading Co. Inc." (AATC) which is carried at a cost of USD 2.2 million (AFN 191.455 million). The Bank has not prepared the consolidated financial information in respect of its above subsidiary as required under International Financial Reporting Standard (IFRS) – 10 'Consolidated Financial Statements' due to lack of availability of financial information relating to the subsidiary. Further, for the reasons disclosed in note 8.1.1 to the condensed interim financial information, we have not been able to obtain sufficient and appropriate evidence regarding the existence and recoverability of the above referred investment.
- b) Note 5.3.2 of the condensed interim financial information includes the bank balance of AFN 2,481,750,138 (USD 28,517,669), which we were unable to verify through confirmation or any other alternative audit procedures.



- c) During the period, the bank has lived Islamic core banking accounting module. As a result of that migration, we could not verify the valuation of net accrued profit on Murabaha loans amounting to AFN 72,383,448, reported by the new system and further system shows the suspense accounts balance amounting to AFN 56,341,364 as shown in note 13.2 to the condensed financial information, the existence of which could also not be verified.

Qualified Conclusion

Based on our review, except for the possible effects of the matters described in under the "Basis for Qualified Conclusion" paragraph, nothing has come to our attention that causes us to believe that the accompanying condensed interim financial information is not prepared in all material respects, in accordance with the requirements of Law of Banking in Afghanistan and International Accounting Standards 34 "Interim Financial Reporting".

Emphasis of Matter

We draw attention to note 7.2.1 to the financial statements which shows that additional impairment allowance would be required for loan and advances, if asset classification provisioning regulation was effective as of 20 March 2023.


Mazars Afghanistan Limited

Chartered Accountants

Engagement Partner: Muhammad Saqlain Siddiqui



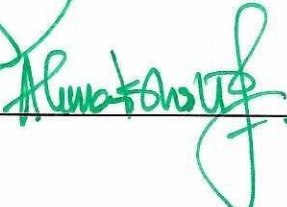
Date: 04 May, 2023

Place: Kabul, Afghanistan

BANK-E-MILLIE AFGHAN
CONDENSED INTERIM STATEMENT OF FINANCIAL POSITION
AS AT 29 Hoot 1401 (20 March 2023)

| | | 20 March 2023 29 Hoot 1401 Un-Audited AFN | 21 December 2022 30 Qaws 1401 Audited AFN |
|---------------------------------------|----|--|--|
| Assets | | | |
| Cash and cash equivalents | 5 | 29,823,364,688 | 29,889,453,197 |
| Short-term investments | 6 | 894,536,757 | 907,866,238 |
| Loans and advances to customers - net | 7 | 3,908,097,793 | 3,928,047,987 |
| Long term investments | 8 | 1,250,370,989 | 1,255,375,989 |
| Property and equipment | 9 | 1,238,940,409 | 1,247,778,520 |
| Intangible assets | 10 | 4,817,435 | 4,386,404 |
| Investment properties | | 5,724,405,630 | 5,724,405,630 |
| Other assets | 11 | 1,305,844,694 | 999,334,714 |
| Total assets | | <u>44,150,378,396</u> | <u>43,956,648,679</u> |
| Liabilities | | | |
| Deposits from bank and customers | 12 | 33,952,149,027 | 34,003,327,509 |
| Lease liabilities | | 16,659,145 | 20,931,897 |
| Deferred tax liability | | 675,665,283 | 675,665,283 |
| Other liabilities | 13 | 600,469,801 | 340,807,112 |
| Total liabilities | | <u>35,244,943,256</u> | <u>35,040,731,801</u> |
| Equity | | | |
| Share capital | 14 | 1,000,000,000 | 1,000,000,000 |
| Retained earnings | | 7,048,559,111 | 7,059,040,849 |
| Surplus on revaluations - net | | 792,247,503 | 792,247,503 |
| Exchange translation reserves | | 55,785,024 | 55,785,024 |
| General reserve | | 8,843,502 | 8,843,502 |
| Total equity | | <u>8,905,435,140</u> | <u>8,915,916,878</u> |
| Total liabilities and equity | | <u>44,150,378,396</u> | <u>43,956,648,679</u> |
| Contingencies and Commitments | 15 | | |

The annexed notes from 1 to 25 form an integral parts of these financial statements.

Chief Executive Officer _____  _____ Chief Financial Officer _____ 
 Chairman BOS _____ 

BANK-E-MILLIE AFGHAN
CONDENSED INTERIM STATEMENT OF COMPREHENSIVE INCOME (Un-Audited)
FOR THE THREE MONTHS PERIOD ENDED ON 29 Hoot 1401 (20 March 2023)

| | Note | Three months ended on | |
|--|------|---|---|
| | | 20 March 2023 29 Hoot 1401 Un-Audited AFN | 20 March 2022 29 Hoot 1400 Un-Audited AFN |
| Interest income and expenses | | | |
| Interest income | 16 | 64,547,444 | 96,471,590 |
| Interest expense | 16 | (1,824,502) | - |
| Net interest income | | <u>62,722,942</u> | <u>96,471,590</u> |
| Commission income and expenses | | | |
| Commission income | 17 | 52,073,785 | 25,511,813 |
| Commission expense | 17 | (273,987) | (460,775) |
| Net commission income | | <u>51,799,798</u> | <u>25,051,038</u> |
| Other income | | | |
| Realized exchange gain | | 2,391,908 | 31,756,239 |
| Unrealized exchange losses | | (43,703,487) | (394,728,902) |
| Other operating income | 18 | 21,470,182 | 20,543,200 |
| Total other income | | <u>(19,841,397)</u> | <u>(342,429,463)</u> |
| Total operating income | | <u>94,681,343</u> | <u>(220,906,836)</u> |
| Operating expenses | | | |
| Reversal of provision on loans and advances | 7.1 | (2,345,099) | (7,365,650) |
| Reversal of provision on other assets | | (1,000) | - |
| Personnel expenses | 19 | 57,350,584 | 56,144,550 |
| Finance cost on lease liability | | 308,366 | 581,338 |
| Depreciation | 9 | 9,899,219 | 10,253,135 |
| Amortization | 10 | 1,138,053 | 3,618,832 |
| Other expenses | 20 | 38,812,958 | 49,310,646 |
| Total operating expenses | | <u>105,163,081</u> | <u>112,542,851</u> |
| Total operating profit | | <u>(10,481,738)</u> | <u>(333,449,687)</u> |
| Impairment (loss) on investment | | - | - |
| Share in profit of associate | | - | - |
| Loss before taxation | | <u>(10,481,738)</u> | <u>(333,449,687)</u> |
| Taxation | | - | - |
| Loss for the period | | <u>(10,481,738)</u> | <u>(333,449,687)</u> |
| Other comprehensive income | | | |
| <i>Items that may be classified to profit or loss subsequently</i> | | | |
| Related deferred tax | | - | - |
| Other comprehensive (loss) / income, net of tax | | - | - |
| Total comprehensive loss for the period | | <u>(10,481,738)</u> | <u>(333,449,687)</u> |

The annexed notes from 1 to 25 form an integral parts of these financial statements.

Mal

Chief Executive Officer

Chief Financial Officer

Chairman BOS

BANK-E-MILLIE AFGHAN
CONDENSED INTERIM STATEMENT OF CHANGES IN EQUITY (Un-Audited)
FOR THE THREE MONTHS PERIOD ENDED ON 29 Hoot 1401 (20 March 2023)

| | Share capital | Retained earnings | Revaluation surplus | Exchange translation reserve | General reserve | Total |
|--|---------------|-------------------|---------------------|------------------------------|-----------------|---------------|
| <i>Balance as at 30 Qaws 1400 (21 December 2021) - Audited</i> | 1,000,000,000 | 6,399,655,565 | 792,247,503 | 34,313,024 | 7,941,250 | 8,234,157,342 |
| Loss for the period | - | (333,449,687) | - | - | - | (333,449,687) |
| Other comprehensive income | - | - | - | - | - | - |
| <i>Balance as at 29 Hoot 1400 (20 March 2022) - Un-audited</i> | 1,000,000,000 | 6,066,205,878 | 792,247,503 | 34,313,024 | 7,941,250 | 7,900,707,655 |
| <i>Balance as at 30 Qaws 1401 (21 December 2022) - Audited</i> | 1,000,000,000 | 7,059,040,849 | 792,247,503 | 55,785,024 | 8,843,502 | 8,915,916,878 |
| Loss for the period | - | (10,481,738) | - | - | - | (10,481,738) |
| Other comprehensive income | - | - | - | - | - | - |
| <i>Balance as at 29 Hoot 1401 (20 March 2023) - Un-audited</i> | 1,000,000,000 | 7,048,559,111 | 792,247,503 | 55,785,024 | 8,843,502 | 8,905,435,140 |


The annexed notes from 1 to 25 form an integral parts of these financial statements.

Man

Chief Executive Officer



Chairman BOS



Chief Financial Officer



BANK-E-MILLIE AFGHAN
CONDENSED INTERIM STATEMENT OF CASHFLOWS (Un-Audited)
FOR THE THREE MONTHS PERIOD ENDED ON 29 Hoot 1401 (20 March 2023)

| | 20 March 2023 29 Hoot 1401 (Un-audited) AFN | 20 March 2022 29 Hoot 1400 (Un-audited) AFN |
|---|---|---|
| Operating activities | | |
| Loss before taxation | (10,481,738) | (333,449,687) |
| Adjustments for: | | |
| Depreciation | 9 9,899,219 | 10,253,135 |
| Amortization | 10 1,138,053 | 3,618,832 |
| Impairment loss on loans and advances | 7.1 (2,345,099) | (7,365,650) |
| Finance cost on lease liability | 308,366 | 581,338 |
| | 9,000,539 | 7,087,655 |
| Adjustments for changes in operating assets and liabilities: | | |
| Loans and advances to customers | 17,605,094 | 465,569,864 |
| Other assets | (306,400,900) | (513,830,040) |
| Deposits from banks and customers | (51,178,482) | (3,511,577,466) |
| Lease liabilities | 4,581,118 | - |
| Other liabilities | 259,662,689 | 15,173,199 |
| | (75,730,481) | (3,544,664,443) |
| Tax Paid | - | - |
| | - | - |
| Net cash flow used in operating activities | (77,211,680) | (3,871,026,475) |
| Investing activities | | |
| Long term Investments | 8 5,004,999 | 36,916,000 |
| Placements with Banks | 13,329,481 | 1,319,174,151 |
| Purchase of intangible assets | 10 (1,569,084) | (12,509,355) |
| Purchase of property and equipment | 9 (1,061,107) | (5,218,287) |
| Net cash flow from investing activities | 15,704,289 | 1,338,362,508 |
| Cash flows from financing activities | | |
| Repayment of lease obligations | (4,581,118) | (3,781,200) |
| Net cash used in financing activities | (4,581,118) | (3,781,200) |
| Net increase in cash and cash equivalents | (66,088,509) | (2,536,445,167) |
| Cash and cash equivalents at beginning of year | 29,889,453,197 | 26,083,845,755 |
| Cash and cash equivalents at end of year | 29,823,364,688 | 23,547,400,588 |

The annexed notes from 1 to 25 form an integral parts of these financial-statements.


Mal

Chief Executive Officer



Chairman BOS

Chief Financial Officer



1 Status and nature of operations

Bank-e-Millie Afghan (the Bank) is domiciled in The Islamic Republic of Afghanistan. The Bank was incorporated in 1935 and it has been granted license for commercial banking by Da Afghanistan Bank (DAB) on 26 June 2004. The Bank also obtained a private investment license on 08 November 2004 under the Law of Domestic and Foreign Investment and is primarily engaged in the business of banking as mentioned in Law of Banking in Afghanistan. Ministry of Finance is the majority shareholder of the Bank having shareholding of 96.75%. The Bank has 39 branches (2022:39 branches) in operation.

The registered office of the Bank is at Pashtanistan Square, Kabul, Afghanistan.

2 Basis of preparation

2.1 Statement of compliance

These financial statements have been prepared in accordance with International Financial Reporting Standards (IFRS) issued by the International Accounting Standard Board (IASB) and the Law of Banking in Afghanistan and the directives issued by DAB. Whenever the requirement of the Law of Banking in Afghanistan differs with the requirements of the IFRS, the requirement of the Law of Banking in Afghanistan takes precedence.

Bank-e-Millie Afghan holds one wholly owned subsidiaries namely 'Afghan American Trading Co. Inc.'. As per International Financial Reporting Standard (IFRS) 10 'Consolidated Financial Statements', being a parent, Bank-e-Millie Afghan is required to prepare consolidated financial statements, but the same cannot be prepared by the management, due to non-availability of latest audited financial statements of the subsidiaries for the reasons disclosed in note 'Long term investments'.

2.2 Mandatory Departure

Mandatory departure of International Financial reporting Standards (IFRS) - 9 "Financial Instruments", based on the decision of Da Afghanistan Bank until further notice.

2.3 Basis of measurement

The financial statements have been prepared on the historical cost basis except for investment property, land and building which are measured at revalued amount.

2.4 Functional and presentation currency

These financial statements are presented in Afghani, which is the Bank's functional currency. The amounts in the financial statements have been rounded to the nearest Afghani.

2.5 Use of estimates and judgments

The estimates / judgments assumptions used in the preparation of this condensed interim financial information is consistent with those applied in the preparation of the annual financial statements of the Bank for the year ended 30 Qaws 1401 - (21 December 2022).

4 Significant accounting policies

The accounting policies adopted in preparation of this condensed interim financial information are consistent with those followed in the preparation of the annual financial statements of the Bank for the year ended 30 Qaws 1401 (21 December 2022).

Mall

**NOTES TO THE CONDENSED INTERIM FINANCIAL INFORMATION (Un-audited)
FOR THE PERIOD ENDED ON 29 HOOT 1401 (20 March 2023)**

| | | 20 March 2023 29 Hoot 1401 Un-Audited AFN | 21 December 2022 30 Qaws 1401 Audited AFN |
|------------|-------------------------------------|--|--|
| 5 | Cash and cash equivalents | | |
| | Cash in hand | 5.1 1,301,680,386 | 1,909,688,840 |
| | Balances with Da Afghanistan Bank | 5.2 25,683,332,413 | 25,100,135,362 |
| | Nostro accounts balances with banks | 5.3 2,772,589,437 | 2,813,866,543 |
| | Gold and silver at bank vault | 5.4 65,762,452 | 65,762,452 |
| | | 29,823,364,688 | 29,889,453,197 |
| 5.1 | Cash in hand | | |
| | Local currency | 5.1.1 527,904,239 | 736,413,779 |
| | Foreign currency | 5.1.2 755,875,647 | 1,156,090,596 |
| | Cash in ATMs | 17,900,500 | 17,184,465 |
| | | 1,301,680,386 | 1,909,688,840 |

5.1.1 This represents cash at vaults in the branches of the bank.

5.1.2 The foreign currencies includes USD, GBP, EURO and PKR.

| | | 2023 29 Hoot 1401 | 2022 30 Qaws 1401 |
|------------|--|------------------------------|------------------------------|
| 5.2 | Balances with Da Afghanistan Bank | | |
| | Local currency | | |
| | Current account (interest free) | 11,917,355,369 | 8,484,231,945 |
| | Overnight account | - | - |
| | Required reserve account | 5.2.1 1,230,572,206 | 1,452,356,651 |
| | | 13,147,927,575 | 9,936,588,596 |
| | Foreign Currency | | |
| | Current account | 5.2.2 10,866,555,448 | 13,398,304,100 |
| | Required reserve account | 1,668,849,390 | 1,765,242,666 |
| | | 12,535,404,838 | 15,163,546,766 |
| | | 25,683,332,413 | 25,100,135,362 |

5.2.1 This represents required reserve amount being maintained with DAB in order to meet minimum reserve requirement of Article 3 "Required Reserves Regulation" of the Banking Regulations of Afghanistan. Required reserves are not available for use in the Bank's day-to-day operations. It is calculated by applying 6% to deposits denominated in AFN and 8% to deposits denominated in foreign currency, credited by the by the DAB from the respective nostro current accounts of the bank with DAB.

5.2.2 The foreign currencies includes USD, GBP, EURO and PKR.

| | | 2023 29 Hoot 1401 | 2022 30 Qaws 1401 |
|--------------|--|------------------------------|------------------------------|
| 5.3 | Nostro accounts balances with banks | | |
| | Local currency | 5.3.1 128,727 | 740,793 |
| | Foreign currency | 5.3.2 2,772,460,710 | 3,297,273,827 |
| | | 2,772,589,437 | 3,298,014,620 |
| 5.3.1 | Local currency | | |
| | Pashtany Bank | 119,127 | 120,786 |
| | Azizi Bank | 9,600 | 620,007 |
| | | 128,727 | 740,793 |

Mal

**NOTES TO THE CONDENSED INTERIM FINANCIAL INFORMATION (Un-audited)
FOR THE PERIOD ENDED ON 29 HOOT 1401 (20 March 2023)**

| | 20 March 2023 29 Hoot 1401 Un-Audited AFN | 21 December 2022 30 Qaws 1401 Audited AFN |
|-------------------------------|--|--|
| 5.3.2 Foreign currency | | |
| Pashtany Bank | 319,230 | 397,085 |
| New Kabul Bank | 355,575 | 514,070 |
| Azizi Bank | 23,787 | 1,853,271 |
| Ghazanfar Bank | 31,450,565 | - |
| Citi Bank New York | 2,481,750,138 | 2,973,109,574 |
| Canara Bank | 817,069 | 978,840 |
| Habib Bank - Pakistan | 14,426,873 | 25,141,220 |
| Bank of Africa - Europe | 243,317,473 | 295,279,767 |
| | 2,772,460,710 | 3,297,273,827 |

5.4 This represents gold and silver coins located at bank's main vault, acquired in the early years after inception of BMA in Afghanistan. However, these gold coins were revalued on 14 December 2022, resulting in revaluation gain, the impact was accordingly taken in the financial statements, approved by the BoS of the bank.

| | 2023 29 Hoot 1401 | 2022 30 Qaws 1401 |
|--|--|------------------------------|
| 6 Short-term investments | | |
| Placements in other banks | 6.1 894,536,757 | 907,866,238 |
| | 894,536,757 | 907,866,238 |
| 6.1 Placements in other banks (Foreign Banks) | | |
| Murabaha Deposit in RAK Bank - by IBW First Abu Dhabi Bank | 6.1.1 166,185,130 889,525,676 | 170,529,527 897,368,767 |
| | 1,055,710,806 | 1,067,898,294 |
| Accrued Interest | 5,011,081 | 10,497,471 |
| | 1,060,721,887 | 1,078,395,765 |
| Less: Provision-Loss RAK bank placement General provision at (1%) | 6.2 (166,185,130) - | (170,529,527) - |
| | 894,536,757 | 907,866,238 |

6.1.1 This represent USD denominated fixed term placements with First Abu Dhabi Bank up to a maximum period of 365 days (2022: 184 days) and carry interest at rates ranging from 3.36% to 5.20% (21 December 2022: 0.30% to 3.36%) per annum.

6.2 Placements provisioning movement during the period on RAK Bank

| | | |
|--|--------------------|--------------|
| Balance at the beginning of the period / year | 170,529,527 | 199,087,971 |
| Charge for the period | - | - |
| Exchange rate differences | (4,344,397) | (28,558,444) |
| Balance at the end of period / year | 166,185,130 | 170,529,527 |

Mei

**NOTES TO THE CONDENSED INTERIM FINANCIAL INFORMATION (Un-audited)
FOR THE PERIOD ENDED ON 29 HOOT 1401 (20 March 2023)**

| | Note | 20 March 2023 29 Hoot 1401 Un-Audited AFN | 21 December 2022 30 Qaws 1401 Audited AFN |
|--|------|---|---|
| 7 Loans and advances to customers - net | | | |
| Conventional Loans | | 3,728,479,558 | 3,859,160,574 |
| Islamic Loans | | 785,894,918 | 682,704,532 |
| | | <u>4,514,374,476</u> | <u>4,541,865,106</u> |
| Impairment | | | |
| Conventional | | (451,808,790) | (456,279,719) |
| Islamic | | (154,467,893) | (157,537,400) |
| | 7.1 | <u>(606,276,683)</u> | <u>(613,817,119)</u> |
| | | <u>3,908,097,793</u> | <u>3,928,047,987</u> |
| 7.1 Provision held - summary | | | |
| | | 2023 | 2022 |
| | | 29 Hoot 1401 | 30 Qaws 1401 |
| Balance at the beginning of the period / year | | 613,817,119 | 676,237,047 |
| Charge for the period | | 1,433,027 | 7,671,121 |
| Reversals during the period | | (3,778,127) | (32,684,424) |
| Net reversals for the period / year | | <u>(2,345,100)</u> | <u>(25,013,303)</u> |
| Exchange rate difference | | (5,195,336) | (37,406,624) |
| | 7.2 | <u>606,276,683</u> | <u>613,817,119</u> |

20 March 2023 (29 Hoot 1401)

| 7.2 Set out below shows, Classification of loans and advances to customers based on ACPR deferral up to 02 April 2024 | Provisioning rates | Amount outstanding | Provision required | Provision held |
|---|--------------------|----------------------|--------------------|--------------------|
| Standard (Optional) | 1% | 1,605,163,497 | 16,051,635 | 16,051,635 |
| Watch-list | 5% | 1,947,051,414 | 97,352,628 | 97,352,628 |
| Substandard | 25% | 124,024,990 | 31,006,247 | 31,006,247 |
| Doubtful | 50% | 752,536,805 | 376,268,403 | 376,268,403 |
| Loss | 100% | 85,597,770 | 85,597,770 | 85,597,770 |
| | | <u>4,514,374,476</u> | <u>606,276,683</u> | <u>606,276,683</u> |
| Less: Write offs | | - | - | - |
| | | <u>4,514,374,476</u> | <u>606,276,683</u> | <u>606,276,683</u> |

7.2.1 Set out below shows the classification of loans and advances to customers, if ACPR was applicable or active, as of 20 March 2023

20 March 2023 (29 Hoot 1401)

| | Provisioning rates | Amount outstanding - New classification | Provision required |
|---------------------|--------------------|---|----------------------|
| Standard (Optional) | 1% | 1,248,459,486 | 12,484,595 |
| Watch-list | 5% | 713,940,740 | 35,697,037 |
| Substandard | 25% | 178,898,459 | 44,724,615 |
| Doubtful | 50% | 557,480,670 | 278,740,335 |
| Loss | 100% | 1,815,595,121 | 1,815,595,121 |
| | | <u>4,514,374,476</u> | <u>2,187,241,703</u> |

Set out below is net of effect of ACPR deferral on provision for impairment losses as of 20 March 2023:

| | |
|--|------------------------|
| Provision for impairment losses recognized by the bank- (resulting from ACPR deferral) | 606,276,683 |
| Provision for impairment losses required (if ACPR was active) | <u>2,187,241,703</u> |
| | <u>(1,580,965,021)</u> |

Mal

BANK-E-MILLIE AFGHAN

NOTES TO THE CONDENSED INTERIM FINANCIAL INFORMATION (Un-audited)
FOR THE PERIOD ENDED ON 29 HOOT 1401 (20 March 2023)

| 8 | Long term investments | Note | 20 March 2023 | 21 December 2022 |
|------------|---|-------|-----------------------------------|--------------------------------|
| | | | 29 Hoot 1401 Un-Audited AFN | 30 Qaws 1401 Audited AFN |
| | Afghan American Trading Co. Inc. (100% owned Subsidiary) | 8.1 | 191,455,000 | 196,460,000 |
| | Pashtany Bank (28.77 % - Associate) | 8.2 | 867,150,619 | 867,150,619 |
| | Investment in equity instruments | 8.3 | 191,765,370 | 191,765,370 |
| | | | <u>1,250,370,989</u> | <u>1,255,375,989</u> |
| 8.1 | Afghan American Trading Co. Inc. (100% owned Subsidiary) | | | |
| | Opening balance (<i>cost USD 2,200,000</i>) | 8.1.1 | 196,460,000 | 229,361,000 |
| | Exchange loss | | (5,005,000) | (32,901,000) |
| | Closing balance | | <u>191,455,000</u> | <u>196,460,000</u> |

8.1.1 Afghan American Trading Co. Inc. (AATC) is wholly owned subsidiary of the bank wherein investment cost is USD 2.2 million. Previously, there was a dispute with the management of Afghan American Trading Co. Inc. The bank launched an investigation into the affairs of AATC by appointing its legal representative in US. The latest audited financial statements of AATC are not available and the bank can not assess the recoverability of its investment in AATC.

8.2 Investment in associates

The bank use equity method of accounting for determining the carrying value of the investment in Pashtany Bank. Set out below is the movement during the period in the investment in associates:

| | 2023 29 Hoot 1401 | 2022 30 Qaws 1401 |
|-----------------|----------------------|----------------------|
| Opening balance | 867,150,619 | 965,408,626 |
| Share of loss | - | (98,258,007) |
| Closing balance | <u>867,150,619</u> | <u>867,150,619</u> |

8.3 Investment in equity instruments

| | 2023 29 Hoot 1401 | 2022 30 Qaws 1401 |
|-----------------------------------|----------------------|----------------------|
| Afghan National Insurance Company | 18,606,641 | 18,606,641 |
| Ariana Afghan Airlines Company | 172,256,476 | 172,256,476 |
| Edahdia Mazar Sharif | 30,150 | 30,150 |
| Sherkat Saderat Pakhta Herat | 844,289 | 844,289 |
| Sherkat Pashmena Bafi Qandahar | 15,944 | 15,944 |
| Sherkat Yakhsazi Herat | 7,076 | 7,076 |
| Sherkat Teel Kashi Herat | 4,794 | 4,794 |
| | <u>191,765,370</u> | <u>191,765,370</u> |

Mal

**NOTES TO THE CONDENSED INTERIM FINANCIAL INFORMATION (Un-audited)
FOR THE PERIOD ENDED ON 29 HOOT 1401 (20 March 2023)**

| | | 20 March 2023 29 Hoot 1401 Un-Audited AFN | 21 December 2022 30 Qaws 1401 Audited AFN |
|--|------|--|--|
| 9 Property and equipment | | | |
| Cost | | | |
| Balance at beginning of the period / year | | 1,624,553,445 | 1,605,196,991 |
| Derecognition of ROU | | - | (10,368,880) |
| Additions during the period / year | | 1,061,107 | 29,725,334 |
| Balance at end 29 Hoot 1401 | | 1,625,614,552 | 1,624,553,445 |
| Accumulated depreciation | | | |
| Balance at beginning of the period / year | | 376,774,925 | 337,215,910 |
| Depreciation on ROU | | 3,966,975 | 15,828,665 |
| Charge for the period / year | | 5,932,243 | 23,730,350 |
| Balance at end 29 Hoot 1401 | | 386,674,143 | 376,774,925 |
| Carrying amount | | 1,238,940,409 | 1,247,778,520 |
| | | 2023 29 Hoot 1401 AFN | 2022 30 Qaws 1401 AFN |
| 10 Intangibles Assets | | | |
| Cost | | | |
| Balance at beginning of the period / year | | 80,135,496 | 80,135,496 |
| Additions | | 1,569,084 | - |
| Balance at end of the period / year | 10.1 | 81,704,580 | 80,135,496 |
| Amortization | | | |
| Balance at beginning of the period / year | | 75,749,092 | 72,366,300 |
| Charge for the period / year | 10.2 | 1,138,053 | 3,382,792 |
| Balance at end of the period / year | | 76,887,145 | 75,749,092 |
| Carrying amount | | 4,817,435 | 4,386,404 |

10.1 Intangibles assets include core banking software and licensing rights.

10.2 Intangibles are amortized at the rates ranging from 20% to 33% (2022: 20% to 33%) per annum.

| | | 2023 29 Hoot 1401 | 2022 30 Qaws 1401 |
|---|------|------------------------------|------------------------------|
| 11 Other assets | | | |
| Receivable from subsidiaries | 11.1 | 28,471,012 | 29,215,299 |
| Advance salaries | | 11,753,585 | 13,376,568 |
| Prepaid expenses | | 11,444,266 | 14,674,210 |
| Advance tax to MoF | 11.2 | 648,401,177 | 653,732,584 |
| Rent receivable against investment properties | | 23,816,208 | 25,036,473 |
| Accrued interest on loans and advances - Conventional | 11.3 | 122,055,931 | 101,394,976 |
| Accrued profit on loans and advances - Islamic | | 188,490,396 | 17,180,698 |
| Security deposits with Pashtany Bank | | 40,000,000 | 40,000,000 |
| Security deposit with Western union | | 10,443,000 | 10,716,000 |
| Receivable from sale of property | | - | 1,993,033 |
| Receivable from Western union inbound / outbound | | 313,679,934 | 174,623,897 |
| Other receivables | | 40,059,695 | 50,980,485 |
| | | 1,438,615,203 | 1,132,924,223 |
| Provision held against other assets | 11.4 | (132,770,509) | (133,589,509) |
| | | 1,305,844,694 | 999,334,714 |

11.1 This represents advances against municipality charges given to Afghan American Trading Company (100% owned Subsidiary of the bank).

11.2 This represents outstanding amount of advance income tax paid on 18 September 2019 to Ministry of Finance (MoF), based on approval of the BOS, which is adjustable against the future tax liabilities to MoF.

11.3 This balance is net of the suspense interest accrued on loans and advances to customers, amounting to 94,605,832 (21 December 2022: 103,288,017) as required by ACPR.

Man

BANK-E-MILLIE AFGHAN

NOTES TO THE CONDENSED INTERIM FINANCIAL INFORMATION (Un-audited)
FOR THE PERIOD ENDED ON 29 HOOT 1401 (20 March 2023)

| | Note | 20 March 2023 29 Hoot 1401 Un-Audited AFN | 21 December 2022 30 Qaws 1401 Audited AFN |
|---|------|---|---|
| 11.4 Provision against other assets | | | |
| Balance at the beginning of the period / year | | 133,589,509 | 276,212,748 |
| Charge for the period | | | |
| Receivable against expenses | | - | 495,426 |
| Murabaha profit receivable on NPL loans | | - | 495,426 |
| <i>Reversal during the year</i> | | | |
| Rent receivable against investment properties | | (1,000) | (8,811,366) |
| Accrued interest on loans and advances to customers | | - | (15,465,084) |
| Net reversal for the year | | (1,000) | (23,781,024) |
| Write offs during the year | | - | (105,549,281) |
| Exchange rate differences | | (818,000) | (13,292,934) |
| Balance at the end of the year | | 132,770,509 | 133,589,509 |
| 12 Deposits from bank and customers | | 2023 | 2022 |
| | | 29 Hoot 1401 | 30 Qaws 1401 |
| Local currency | | | |
| Conventional deposits | 12.1 | 17,190,524,153 | 16,608,151,811 |
| Islamic deposits | 12.2 | 44,351,559 | 51,197,143 |
| Margin against letter of guarantee | 12.3 | 87,142,213 | 68,417,749 |
| | | 17,322,017,925 | 16,727,766,702 |
| Foreign Currency | | | |
| Conventional deposits | 12.1 | 16,309,044,498 | 16,937,158,737 |
| Islamic deposits | 12.2 | 285,289,044 | 304,262,680 |
| Margin against letter of guarantee | 12.3 | 35,797,560 | 34,139,390 |
| | | 16,630,131,102 | 17,275,560,807 |
| | | 33,952,149,027 | 34,003,327,509 |
| 12.1 Conventional deposits | | 2023 | 2022 |
| | | 29 Hoot 1401 | 30 Qaws 1401 |
| Local currency | | | |
| Current deposits | | 12,094,309,716 | 11,284,860,578 |
| Saving deposits | | 1,018,909,140 | 1,018,066,712 |
| Term deposits | | 4,077,305,297 | 4,305,224,521 |
| Total local currency | | 17,190,524,153 | 16,608,151,811 |

Real

BANK-E-MILLIE AFGHAN

NOTES TO THE CONDENSED INTERIM FINANCIAL INFORMATION (Un-audited)
FOR THE PERIOD ENDED ON 29 HOOT 1401 (20 March 2023)

| | Note | 2023 29 Hoot 1401 Un-Audited AFN | 2022 30 Qaws 1401 Audited AFN |
|-------------------------|--------|---|--|
| Foreign currency | | | |
| Current deposits | | 10,268,459,706 | 10,664,038,253 |
| Saving deposits | 12.1.1 | 5,574,222,099 | 5,794,447,221 |
| Term deposits | 12.1.2 | 466,362,693 | 478,673,263 |
| Total foreign currency | | <u>16,309,044,498</u> | <u>16,937,158,737</u> |
| | | <u>33,499,568,651</u> | <u>33,545,310,547</u> |

12.1.1 Saving deposits are interest free since 15 August 2021, (before 15 August 2022: Carrying interest ranging from 0.57% to 3.5%) per annum.

12.1.2 Term Deposits are interest free since 15 August 2021, (before 15 August 2022: Carrying interest ranging from 0.57% to 4%) per annum.

| 12.2 Islamic deposits | | 2023 29 Hoot 1401 | 2022 30 Qaws 1401 |
|------------------------------|--------|----------------------|----------------------|
| Local currency | | | |
| Current deposits | | 6,084,461 | 13,185,382 |
| Saving deposits | 12.2.1 | 15,999,051 | 15,240,977 |
| Term deposits | | <u>22,268,047</u> | <u>22,770,784</u> |
| | | <u>44,351,559</u> | <u>51,197,143</u> |

| | | 2023 29 Hoot 1401 | 2022 30 Qaws 1401 |
|-------------------------|--------|----------------------|----------------------|
| Foreign currency | | | |
| Current deposits | | 47,124,065 | 52,903,750 |
| Saving deposits | 12.2.1 | 44,266,808 | 48,721,679 |
| Term deposits | | <u>193,898,171</u> | <u>202,637,251</u> |
| | | <u>285,289,044</u> | <u>304,262,680</u> |
| | | <u>329,640,603</u> | <u>355,459,823</u> |

12.2.1 Saving deposits and term deposits under Islamic banking are not based on fixed rates arrangements, it is dependent upon actual earned profit or sustained loss, if any.

| 12.3 Margin against letter of guarantee | | 2023 29 Hoot 1401 | 2022 30 Qaws 1401 |
|--|--|----------------------|----------------------|
| Foreign currency -Not Expired | | 35,797,560 | 34,139,390 |
| Local Currency - Not Expired | | <u>87,142,213</u> | <u>68,417,749</u> |
| | | <u>122,939,773</u> | <u>102,557,139</u> |

Mal

BANK-E-MILLIE AFGHAN

NOTES TO THE CONDENSED INTERIM FINANCIAL INFORMATION (Un-audited)
FOR THE PERIOD ENDED ON 29 HOOT 1401 (20 March 2023)

| | 20 March 2023 29 Hoot 1401 Un-Audited AFN | 21 December 2022 30 Qaws 1401 Audited AFN |
|---|---|---|
| 13 Other liabilities | | |
| Accrued interest on deposits - conventional | 386,909 | 405,458 |
| Accrued profit on deposits - Islamic | 7,666,445 | 6,409,966 |
| Deferred income on Murabaha loans | 116,106,948 | - |
| Retention deposits | 1,588,096 | 1,585,654 |
| Security deposits on rented investment properties | 17,288,596 | 13,037,974 |
| Withholding tax payable | 7,379,670 | 9,153,171 |
| Dividend payable | 20,716,068 | 20,716,068 |
| Defined benefit plan (pension scheme) | 153,289,828 | 173,854,815 |
| Accrued expenses | 14,906,989 | 12,483,975 |
| Government revenue collection payable | 148,520,273 | 36,695,784 |
| Suspense balance | 56,341,364 | - |
| Others | 56,278,615 | 66,464,247 |
| | <u>600,469,801</u> | <u>340,807,112</u> |

13.1 Upon activation of accounting module of loan and advances for Islamic division of the bank, the sum of profit receivable from borrowers are recognized and deferred at the time of issuance of loans and advances. However, before 21 December 2022, the process was carried out manually without any consideration of deferred income recognition.

13.2 This represents withholding taxes deducted from contractors and payroll, which will be off-set with advance tax paid by the bank to MoF, subject to official initiation from MoF.

13.3 This represents suspense account balance resulting from living islamic accounting system module, bank is in the processing of reconciliation.

| | 2023 29 Hoot 1401 | 2022 30 Qaws 1401 |
|--|----------------------|----------------------|
| 14 Share capital | | |
| 14.1 Authorized | | |
| 100,000 (2019: 100,000) ordinary shares of AFN 10,000 each | <u>1,000,000,000</u> | <u>1,000,000,000</u> |
| 14.2 Issued, Subscribed and Paid up Capital | | |
| 100,000 (2019: 100,000) ordinary shares of AFN 10,000 each | <u>1,000,000,000</u> | <u>1,000,000,000</u> |
| 14.3 The issued shares are subscribed by the following parties: | | |
| Ministry of Finance | 967,508,023 | 967,508,023 |
| Afghan Red Crescent | 20,731,432 | 20,731,432 |
| Pashtany Bank | 11,343,832 | 11,343,832 |
| Afghan Air Force Commander | 370,412 | 370,412 |
| Kabul Municipality | 46,301 | 46,301 |
| | <u>1,000,000,000</u> | <u>1,000,000,000</u> |

| | 2023 29 Hoot 1401 | 2022 30 Qaws 1401 |
|---|----------------------|----------------------|
| 15 Contingencies and Commitments | | |
| Letter of Gurantees | | |
| Off Balance sheet assets - AFN | 217,502,213 | 68,417,749 |
| Off Balance sheet assets - USD | 35,797,560 | 34,139,390 |
| | <u>253,299,773</u> | <u>102,557,139</u> |

BANK-E-MILLIE AFGHAN
NOTES TO THE CONDENSED INTERIM FINANCIAL INFORMATION (Un-audited)
FOR THE PERIOD ENDED ON 29 HOOT 1401 (20 March 2023)

| | | 20 March 2023 29 Hoot 1401 Un-Audited AFN | 20 March 2022 29 Hoot 1400 Un-Audited AFN |
|-------------|---|---|---|
| 16 | Interest income and expenses | | |
| | <i>Interest income</i> | | |
| | Interest on short term investment | 6.1.1 9,919,117 | 592,516 |
| | Interest on loans and advances - conventional | 45,717,490 | 84,373,365 |
| | Profit on loans and advances - Islamic | 8,910,837 | 11,505,708 |
| | | <u>64,547,444</u> | <u>96,471,590</u> |
| | <i>Interest expense</i> | | |
| | Interest on deposits - conventional | 7,254 | - |
| | Profit to Murabaha customers - Islamic | 1,817,248 | - |
| | | <u>1,824,502</u> | <u>-</u> |
| | Net interest income | <u>62,722,942</u> | <u>96,471,590</u> |
| | | 2023 | 2022 |
| | | 29 Hoot 1401 | 29 Hoot 1400 |
| 17 | Commission income and expenses | | |
| | <i>Fee and commission income</i> | | |
| | Commission income | 17.1 29,109,674 | 19,105,929 |
| | Commission on western union inbound / outbound | 9,796,437 | 4,531,716 |
| | Payroll processing fee | 10,549,577 | 1,236,790 |
| | Customer account service charges | 2,618,097 | 637,378 |
| | | <u>52,073,785</u> | <u>25,511,813</u> |
| | <i>Fee and commission expense</i> | | |
| | Funds transfers | 255,211 | 48,830 |
| | Inter bank transaction fee | 9,481 | 411,945 |
| | Others | 9,295 | - |
| | | <u>273,987</u> | <u>460,775</u> |
| | Net fee and commission income | <u>51,799,798</u> | <u>25,051,038</u> |
| 17.1 | This includes commission income on bank guarantees, remittances fees, utility bills collections and commission on government revenue collection. | | |
| 18 | Other operating income | 2023 | 2022 |
| | | 29 Hoot 1401 | 29 Hoot 1400 |
| | Rental income | 15,329,174 | 13,561,118 |
| | Recoveries from loan and advances written off | 2,176,654 | 5,481,159 |
| | Others | 3,964,354 | 1,500,923 |
| | | <u>21,470,182</u> | <u>20,543,200</u> |
| 19 | Personnel expenses | 2023 | 2022 |
| | | 29 Hoot 1401 | 29 Hoot 1400 |
| | Salaries and benefits | 57,263,734 | 56,024,550 |
| | Bonus | 44,000 | - |
| | Scholarship and training expenses | 42,850 | 120,000 |
| | | <u>57,350,584</u> | <u>56,144,550</u> |
| 20 | Other expenses | 2023 | 2022 |
| | | 29 Hoot 1401 | 29 Hoot 1400 |
| | Advertising and publicity | 92,376 | 334,351 |
| | Repairs and maintenance | 20.1 7,779,375 | 12,129,604 |
| | Postage and telegram | 2,399 | 5,555 |
| | Deposits insurance expense | 14,550,726 | 17,643,312 |
| | Utility charges | 3,066,833 | 3,250,465 |
| | Operating lease | 340,834 | - |
| | Fuel expenses | 1,998,145 | 1,565,663 |
| | Printing and stationery | 451,963 | 1,501,026 |
| | Travelling | 616,787 | 904,076 |
| | Telephone and communication | 4,301,366 | 4,625,019 |
| | Security charges | 138,612 | 169,429 |
| | Audit fee | 261,075 | 193,672 |
| | Legal and professional fees | 500,000 | 2,067,583 |
| | Others | 4,712,467 | 4,920,891 |
| | | <u>38,812,958</u> | <u>49,310,646</u> |
| 20.1 | This represents repairs and maintenance cost on investment properties, software's, office equipment's, furniture, vehicles and other miscellaneous items of the bank. | | |

Mal

BANK-E-MILLIE AFGHAN
NOTES TO THE CONDENSED INTERIM FINANCIAL INFORMATION (Un-audited)
FOR THE PERIOD ENDED ON 29 HOOT 1401 (20 March 2023)

21 Related parties

The Bank has a related party relationship with its shareholders, subsidiaries and associated companies, directors and key management personnel. Details is as follows:

| | Note | 20 March 2023 29 Hoot 1401 Un-Audited AFN | 21 December 2022 30 Qaws 1401 Audited AFN |
|-------------------------------------|------|---|---|
| Shareholders (percentage) | | | |
| Ministry of Finance | | 96.751% | 96.751% |
| Afghan Red Crescent | | 2.073% | 2.073% |
| Pashtany Bank | | 1.134% | 1.134% |
| Afghan Air Force | | 0.037% | 0.037% |
| Kabul Municipality | | 0.005% | 0.005% |
| | | 100% | 100% |
| Shareholders (Amount in AFN) | | | |
| Ministry of Finance | | 967,508,023 | 967,508,023 |
| Afghan Red Crescent | | 20,731,432 | 20,731,432 |
| Pashtany Bank | | 11,343,832 | 11,343,832 |
| Afghan Air Force Commander | | 370,411 | 370,411 |
| Kabul Municipality | | 46,301 | 46,301 |
| | | 1,000,000,000 | 1,000,000,000 |

Subsidiaries and associated companies

| | Country of Incorporation | Ownership Percentage |
|-----------------------------------|-----------------------------|-------------------------|
| Afghan American Trading Co. Inc. | USA | 100% |
| Pashtany Bank | Afghanistan | 28.77% |
| Afghan National Insurance Company | Afghanistan | 7.66% |
| Ariana Afghan Airlines Company | Afghanistan | 6.25% |
| Edahdia Mazar Sharif | Afghanistan | 41.63% |
| Sherkat Saderat Pakhta Herat | Afghanistan | 8.00% |
| Sherkat pashmena Bafi Qandahar | Afghanistan | 29.95% |
| Sherkat Yakhsazi Herat | Afghanistan | 8.46% |
| Sherkat Teel Kashi Herat | Afghanistan | 17.99% |

21.1 Transactions with related parties

The Bank had transactions with following related parties at mutually agreed terms during the period:

| | | Three months ended on | |
|--|--------|--|--|
| | | 20 March 2023 30 Qaws 1401 Un-Audited AFN | 20 March 2022 30 Qaws 1400 Un-Audited AFN |
| Supervisors and key management personnel: | | | |
| Basic salary & Bonus | 21.1.1 | 3,589,900 | 4,068,150 |
| Board of Supervisor's meeting fee | | 932,800 | 837,000 |
| | | 4,522,700 | 4,905,150 |

21.1.1 During the period there were no bonus paid to the staff and key management personnel.

Mell

**NOTES TO THE CONDENSED INTERIM FINANCIAL INFORMATION (Un-audited)
FOR THE PERIOD ENDED ON 29 HOOT 1401 (20 March 2023)**

22 Capital management

Regulatory capital

DAB sets and monitors capital requirements for the Bank. The Bank is required to maintain at all times the paid up capital plus reserves in excess of Afs 1,000 million and regulatory capital to be 12% of the risk weighted assets. The capital adequacy of the Bank is assessed in two tiers as per regulations of the DAB.

- Tier 1 or core capital, consisting of the highest quality capital elements that fully meet all the essential characteristics of capital; to be 6% of risk weighted assets.

- Tier 2 or supplementary capital, which includes other instruments which, to a varying degree, fall short of the quality of Tier 1 capital, but nonetheless contribute to the overall strength of a bank as a going concern.

| | 20 March 2023 29 Hoot 1401 Un-Audited AFN | 21 December 2022 30 Qaws 1401 Audited AFN |
|--|--|--|
| Tier 1 capital | | |
| Total equity | 8,905,435,140 | 8,915,916,878 |
| Less: Current year profit | - | (19,129,276) |
| Less: Surplus on revaluation of property and equipment - net | (792,247,503) | (792,247,503) |
| Less: Intangible assets | (4,817,435) | (4,386,404) |
| Total Tier 1 | 8,108,370,202 | 8,100,153,695 |
| Tier 2 capital | | |
| Profit for the year | - | 19,129,276 |
| Surplus on revaluation of property and equipment - net | 792,247,503 | 792,247,503 |
| General loss reserves on credits Allowable Portion | 16,051,635 | 15,853,591 |
| Allowable deduction-equity investment | (1,250,370,989) | (1,255,375,989) |
| Total Tier 2 | (442,071,851) | (428,145,619) |
| Total regulatory capital (Tier 1 + Tier 2) | 7,666,298,351 | 7,672,008,076 |
| Risk-weight categories | | |
| 0% risk weight: | | |
| Cash in Afghani and fully-convertible foreign currencies | 1,301,680,386 | 1,909,688,840 |
| DAB Capital notes | - | - |
| Direct claims on DAB | 25,683,332,413 | 25,100,135,362 |
| Precious metals and precious stones | 65,762,452 | 65,762,452 |
| | 27,050,775,251 | 27,075,586,654 |
| 0% risk-weight total (above total x 0%) | - | - |
| 20% risk weight: | | |
| Balances with other banks | 3,828,300,243 | 3,881,764,837 |
| 20% risk-weight total (above total x 20%) | 765,660,049 | 776,352,967 |
| | | |
| | 2023 | 2022 |
| | 29 Hoot 1401 | 30 Qaws 1401 |
| 50% risk weight: | | |
| Balances with other banks | - | - |
| 50% risk-weight total (above total x 50%) | - | - |
| 100% risk weight: | | |
| All other assets | 14,176,534,856 | 13,917,233,311 |
| Less: intangible assets | (4,817,435) | (4,386,404) |
| Allowable deduction-equity investment | (1,250,370,989) | (1,255,375,989) |
| | 12,921,346,432 | 12,657,470,918 |
| 100% risk-weight total (above total x 100%) | 12,921,346,432 | 12,657,470,918 |
| 0% risk weight: | | |
| Guarantees | 253,299,773 | 102,557,139 |
| Unused Portions of Commitments | - | - |
| | 253,299,773 | 102,557,139 |
| 0% credit conversion factor total (risk-weighted total x 0%) | - | - |
| Total risk-weighted assets | 13,687,006,481 | 13,433,823,885 |
| Tier 1 Capital Ratio (Tier 1 capital as % of total risk-weighted assets) | 59.24% | 60.30% |
| Regulatory Capital Ratio (Regulatory capital as % of total risk-weighted assets) | 56.01% | 57.11% |

Mal

23 Reclassifications

Corresponding figures have been re-arranged and re-classified where necessary for more appropriate presentation of transactions and events for the purpose of comparison.

24 General

The amounts have been rounded off to nearest AFN.

25 Date of authorization for issue *need*

These financial statements were authorized for issue by the Board of Supervisors of the Bank-e-Mille Afghan on 4th May 2023

Chief Executive Officer _____



Chief Financial Officer _____



Chairman BOS _____

